

# alphapack®

## Compact Pick & Place Packer




Combi's alphapack® is an ultra-compact system for top loading products into corrugated cases. This system features an integrated case erector, yielding the smallest footprint in the industry while accommodating a wide range of case sizes and pack patterns. The alphapack fits into the tightest packaging lines for precision top-loading of cartons, cans, bottles, bags and other products in single or multiple layers. Gentle product handling with vacuum or mechanical product pickup assure consistent case loading and product integrity. The alphapack system features heavy-duty welded tubular steel construction, integrated touchscreen controls and diagnostics with a linear servo system capable of 25 picks per minute. This well built machine will provide years of reliable service.

### alphapack® Features:

- Ultra compact footprint with integrated case erector
- Motorized high volume vacuum case pick
- Heavy-duty welded steel construction
- Quick release change parts for fast product changeovers
- Two axis servo pick & place unit for gentle product handling
- Full safety interlocked guarding
- Touch panel operator interface
- EZ load, walk-in 50" powered case magazine

### Options:

- Stainless steel and washdown package
- Network control integration
- Combi servo Multi-Lane Product Diverter
- Special flap folding configurations
- Various methods for safely top loading products
- Rotating head
- Racetrack bag indexing conveyor system for handling flexible bags



Integrated case erector contributes to small footprint

Heavy duty servo pick and place unit provides precise product placement

# alphapack®

## Designed to Perform:

- Servo system capabilities up to 25 picks per minute
- Packs single or multiple layers
- Vacuum blowoff every cycle to clear corrugated dust buildup
- System erects and packs into unsealed case
- Right hand or left hand execution
- Lockout/tagout safety disconnect
- Low profile product conveyor with variable frequency speed control

## Electrical Service:

240 volt /3ph /60Hz /25 amps

## Air Requirements:

80 PSI clean air supply. Consumes approximately 30 cfm

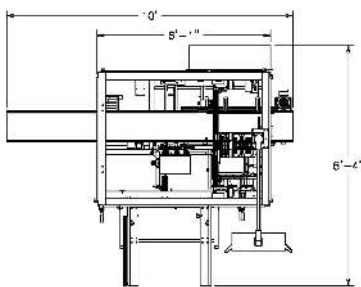
Model	Case Size Min (LxWxH)	Case Size Max (LxWxH)	Speed: Cases Per Minute*
Alphapack 250	8½ x 4¾ x 4" (216x121x102mm)	20 x 13½ x 19½" (508x343x495mm)	up to 12
Alphapack 300	13 x 7¾ x 6" (330x197x152mm)	24 x 16 x 18" (610x406x457mm)	up to 10

\* Speeds are dependent on case, product and pack pattern

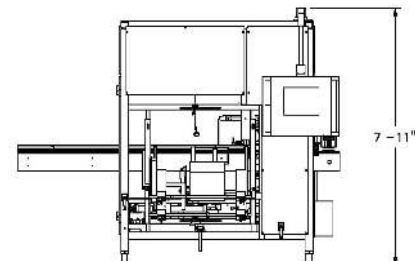


Various methods for efficiently and safely top loading products. Solutions available for flexible pouches, gable top cartons and gusseted bags, among others.

## Distributed by:



Alphapack 250



**Combi**  
Packaging Systems LLC

5365 East Center Dr. NE  
Phone: 800-521-9072

Canton, OH 44721 USA  
Fax: 330-456-4644

www.combi.com  
© 2015 Combi Packaging Systems LLC  
a joint venture with 3M y M J Maillis Group